

GENERAL REPAIR

Complete Your Shop With Coats® Equipment

COATS

DUAL SCISSOR 10,000 LB. / 4.5T CAPACITY

Compact Design with Overall Width of 81" / 2057mm
Raised Height of 79" / 2007mm
Surface Mount, Flush Mount or Drive Through



Retractable Pull Decks 82.7" / 2100mm


Quality and Performance



Volumetric Hydraulic Push Button Control System




Steel Plate lifting legs & Stainless Steel Hinge Pins




Twin Hydraulic Cylinders & Air Locking System

DUAL SCISSOR 10,000 LB. / 4.5T CAPACITY

Drive Through



Flush Mounted



CONTACT US NOW

www.coatsgarage.com
or call 1-855-876-3864

COATS®

1601 J.P. Hennessy Drive, LaVergne, TN 37086 (800) 688-6496 or (615) 641-7533
Hennessy Canada: 2430 Lucknow Drive, Unit 9, Mississauga, Ontario L5S 1V3 (905)

DUAL SCISSOR 10,000 LB. / 4.5T CAPACITY LEGENDARY RELIABILITY WITH STATE OF THE ART CAPABILITY.

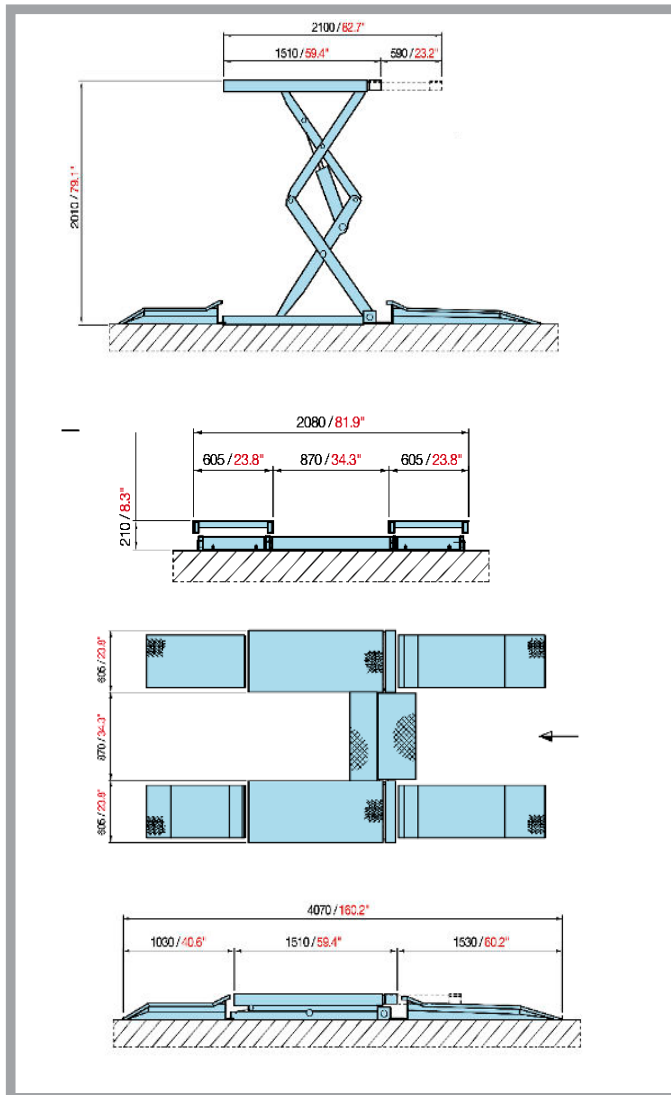
FULL RISE DOUBLE SCISSOR LIFT 4TS10SSOR1

SPECIFICATIONS

Capacity	10,000 lbs. / 4.5T
Overall Length - Surface Mount	160" / 4064mm
Overall Length - Flush Mount	60" / 1524mm
Overall Width	81.9" / 2080mm
Width Between Runways	27" to 40" / 686mm to 1016mm
Deck Width	23.8" / 605mm
Lowered Height	8.3" / 211mm
Raised Height	79.5" / 2019mm
Lifting Time	45 seconds
Power Requirements	230 Volts - 60 Hz - 1 PH - 20amp
Shipping Weight	2,850 lbs. / 1.3T
Dual Scissor	4TS10SSOR1
Flush mount	4TS10SSOR1FM

EQUIPMENT FOOTPRINT

** Engineering drawings available for flush mounted installations.



FEATURES

Compact design - rugged construction

Small foot print takes up less bay space while still allowing best in class weight capacities.

Versatility and ease of use

Ideal for small compact cars up to light duty trucks with pull out extensions allowing ease of use on short or long wheelbase vehicles.

Volumeric control stays level all the time Thanks to single cylinder with dual chamber, unit stays level all the time.

Lower maintenance - less downtime

No Electronic sensors, No equalization valve, Extra-large pins with accessible grease fittings makes this ideal equipment for high duty cycle shops who require less downtime.

Built for safety

21 locking positions ensure side to side stability and eliminates accidental lowering of the lift.

Unobstructed access

Open front and rear construction with no tire bars or torsion rods allows for unobstructed access to the underside of most vehicles with 27" / 686mm of working area between the superstructures.


Easy vehicle spotting

The flat deck platform and "spotting blocks" allows quick set-up by the operator increasing bay productivity.

Low profile approach ramps or flush mount options

The low profile ramp extensions allow for accessibility of smaller compact cars while still allowing for heavier loads. The lift can also be flush mounted for the ultimate in productivity and space saving bay solutions.

RECOMMENDED OPTIONAL ACCESSORIES



COATS®

www.coatsgarage.com

Part No. MKT Spec 07/17 Rev.00
© 2017 Hennessy Industries, Inc.

1601 J.P. Hennessy Drive, LaVergne, TN 37086 (800) 688-6496 or (615) 641-7533
HennessyCanada:2430LucknowDrive,Unit9,Mississauga,OntarioL5S 1V3 (905) 672-9440